

AIRNET



Catalog

www.airnet-system.com

fast : ***easy*** : ***reliable***

TABLE OF CONTENTS

| | |
|------------------------------------|-------|
| General Information | 1-2 |
| Piping | 3 |
| • Pipes | 3 |
| Fittings..... | 4-10 |
| • Straigth Connection | 4 |
| • Elbow | 4 |
| • Tee | 5 |
| • Valves | 6 |
| • Quick Drop | 7 |
| • Nipple Sockets | 8 |
| • Flanges | 10 |
| Accessories | 11 |
| • Flexible Hoses | 11 |
| Installation Material | 12-15 |
| • End Cap | 12 |
| • Clip, Brackets and Support | 12 |
| • Other Hanging Solutions | 13 |
| • Spare Parts | 14 |
| • Pressure Gauge | 14 |
| • Adaptor Union | 15 |
| Tools | 16 |
| • Toolbox | 16 |
| • Additional Tools | 16 |

GENERAL INFORMATION

COMPLIANCY

EN 13480 / Directive 97/23/EC and ASME B31.1
 Complies with Common Pressure related approvals
 PED – CE – ASME – TUV

Ø20 - 25 - 40 - 50 - 63 - 80 - 100 mm

3/4" - 1" - 1 1/2" - 2" - 2 1/2" - 3" - 4"

PERFORMANCE CRITERIA

- Compatible with compressed air, Nitrogen.
- Maximum working pressure PN13 for temperatures between -20°C (-4°F) and +70°C (158°F).
- Operating temperature limits: -20°C (-4°F) / +70°C (158°F).
- Operating Pressure: 20-80mm 0.13-13 bar, 100mm 0.13-16 bar
- Lowest allowable pressure dewpoint: -70°C (-94°F).
- Resistant to the effect of compressor oils (mineral oil / PAO based / Ester based oils).
- AIRnet pipes are resistant to direct UV radiation and fittings are resistant to indirect UV radiation.
- Corrosion-free.
- Leak-resistant.
- Compatible with Oil Free and Oil Injected Compressors.
- Vacuum level: 20-80mm 0.13 bar (1.88psi) absolute pressure

**Polymer Fittings
(20-50 mm)**



- Material PA6 with 15% fiberglass injection.
- Grip Ring: Stainless Steel
- Seal: Rubber NBR 70SH
- Embossed
*Part Number
*Nominal Diameter
*Manufacture Date

**Aluminum Fittings
(63-80 mm)**



- Aluminium alloy EN-AB46100
- Grip Ring: Stainless Steel
- Seal: Rubber NBR 70SH
- Embossed
*Part Number
*Nominal Diameter
*Manufacture Date

Steel-Aluminum Fittings (100 mm)



- Material Clamp: Sheet Metal Steel S355MC, acc EN10149-2
- Fitting: Cast Aluminium AISi9Mg
- Grip Ring: Stainless Steel AISI 304
- Seal: Rubber NBR 70SH
- Embossed
*Part Number
*Nominal Diameter
*Manufacture Date

Pipes



- Extruded Aluminium UNS alloy A96063 T5.
- Maximum design pressure indication.
- Printed
*Part Number
*Nominal Diameter
*Manufacture Date

TESTING

We have applied the most severe testing conditions to our product to simulate the highest industrial standards.

- High pressure resistance test during one hour.
- Burst pressure test.
- Leakage test based on vibration cycle at different frequencies.
- Leakage test based on pressure pulsation test.

GENERAL INFORMATION

AIRnet fitting design



- 1 STRONG-GRIP INTERNAL DESIGN**
New design increasing grip, strength and safety (with stainless steel clinch ring)
- 2 SPECIFIC NUT DESIGN**
Notches enable you to tightly secure the AIRnet spanner, without damaging the nut itself.
- 3 SPECIFIC BODY DESIGN**
Very large inner body diameter eliminates the flow resistance and pressure drop.
- 4 SPECIFIC INLET GUIDE**
For easier pipe insertion and perfect alignment
- 5 PARTS IDENTITY**
Part number and diameter are embossed.



AIRnet 10 Year Guarantee

In line with the high quality performance of the AIRnet product range, we provide our customers with a 10 year guarantee on the AIRnet fittings and aluminium pipes against any damages resulting from material defect.

Warranty Coverage Terms


- Use only genuine parts.
- Perform installation according to our instructions and guidelines.
- Never use the components below or in excess of its limit ratings.
- Protect your installation against shocks or vibrations, corrosive environments.
- Damaged parts and/or site conditions must be submitted for inspection, prior to the settlement of any claim.
- AIRnet warranty is restricted to component replacement only.
- Claims should be addressed to any Customer Center or Authorized distribution network according to the standard procedure.
- This 10 year guarantee is limited to providing you with a new AIRnet fitting or pipe and is subject to our determination that the fitting or pipe failed exclusively due to a defect in the material during the production period.



PIPES

> Aluminium pipe for air (6 m / 20 ft)

2810 00



| PART NUMBER | OUTSIDE Ø (mm / inch) | INSIDE Ø (mm / inch) | LENGTH (m / ft) | WEIGHT (kg / lbs) | LOT SIZE |
|--------------|--------------------------|-------------------------|--------------------|----------------------|----------|
| 2810 1000 10 | 20 / ¾" | 17.4 / 0.69" | 6 / 20 | 1.2 / 2.6 | 10 |
| 2810 2000 10 | 25 / 1" | 22.2 / 0.87" | 6 / 20 | 1.9 / 4.2 | 10 |
| 2810 4000 05 | 40 / 1½" | 36.4 / 1.43" | 6 / 20 | 3.5 / 7.7 | 05 |
| 2810 5000 04 | 50 / 2" | 46.0 / 1.81" | 6 / 20 | 4.6 / 10.1 | 04 |
| 2810 6000 03 | 63 / 2½" | 59.0 / 2.32" | 6 / 20 | 6.2 / 13.7 | 03 |
| 2810 7000 02 | 80 / 3" | 76.0 / 2.99" | 6 / 20 | 9.5 / 20.9 | 02 |
| 2810 8800 00 | 100/4" | 97/ 3.88" | 5.7/ 19 | 14/ 30 | 01 |

In most industrial standards, networks for inert gases, such as nitrogen, can be identified by their green color.

> Aluminium pipe for inert gases (6 m / 20 ft)


2810 61



| PART NUMBER | OUTSIDE Ø (mm / inch) | INSIDE Ø (mm / inch) | LENGTH (m / ft) | WEIGHT (kg / lbs) | LOT SIZE |
|--------------|--------------------------|-------------------------|--------------------|----------------------|----------|
| 2810 1061 05 | 20 / ¾" | 17.4 / 0.69" | 6 / 20 | 1.2 / 2.6 | 05 |
| 2810 2061 05 | 25 / 1" | 22.2 / 0.87" | 6 / 20 | 1.9 / 4.2 | 05 |

> Aluminium pipe for air (3 m / 10 ft)

2810 63



| PART NUMBER | OUTSIDE Ø (mm / inch) | INSIDE Ø (mm / inch) | LENGTH (m / ft) | WEIGHT (kg / lbs) | LOT SIZE |
|--------------|--------------------------|-------------------------|--------------------|----------------------|----------|
| 2810 1063 10 | 20 / ¾" | 17.4 / 0.69" | 3 / 10 | 0.6 / 1.3 | 10 |
| 2810 2063 10 | 25 / 1" | 22.2 / 0.87" | 3 / 10 | 0.9 / 2.0 | 10 |
| 2810 4063 05 | 40 / 1½" | 36.4 / 1.43" | 3 / 10 | 1.7 / 3.7 | 05 |
| 2810 5063 05 | 50 / 2" | 46.0 / 1.81" | 3 / 10 | 2.3 / 5.1 | 05 |
| 2810 6063 04 | 63 / 2½" | 59.0 / 2.32" | 3 / 10 | 3.1 / 6.8 | 04 |
| 2810 7063 04 | 80 / 3" | 76.0 / 2.99" | 3 / 10 | 4.7 / 10.4 | 04 |

> Double S-bend

2810 01



| PART NUMBER | DROP LEG Ø (mm / inch) | LENGTH (cm / inch) | LOT SIZE |
|--------------|---------------------------|-----------------------|----------|
| 2810 1001 05 | 20 / ¾" | 50 / 19.7" | 05 |
| PART NUMBER | DROP LEG Ø (mm / inch) | LENGTH (cm / inch) | LOT SIZE |
| 2810 2001 05 | 25 / 1" | 50 / 19.7" | 05 |

The double S-bend is a 50 cm (19.7") long, rigid, pre-curved section of aluminium pipe, often used to fix drop legs closer to the wall when the main ring is installed further away from the wall.

STRAIGHT CONNECTION

> Equal Socket

2810 □□02 □□



| PART NUMBER | Ø (mm / inch) | DIMENSIONS (mm / inch) | | | LOT SIZE |
|--------------|------------------|------------------------|------------|------------|----------|
| | | L | W | H | |
| 2810 1002 00 | 20 / ¾" | 102 / 4" | 36 / 1.4" | 36 / 1.4" | 01 |
| 2810 2002 00 | 25 / 1" | 125 / 4.9" | 45 / 1.8" | 45 / 1.8" | 01 |
| 2810 4002 00 | 40 / 1½" | 199 / 7.8" | 72 / 2.8" | 72 / 2.8" | 01 |
| 2810 5002 00 | 50 / 2" | 227 / 8.9" | 89 / 3.5" | 89 / 3.5" | 01 |
| 2810 6002 00 | 63 / 2½" | 186 / 7.3" | 89 / 3.5" | 92 / 3.6" | 01 |
| 2810 7002 00 | 80 / 3" | 233 / 9.2" | 113 / 4.4" | 116 / 4.6" | 01 |
| 2810 8002 00 | 100/4" | 137/ 5.48" | 180/ 7.2" | 138/ 5.52" | 01 |



> Reducing Socket

2810 □□21 □□



| PART NUMBER | Ø (mm / inch) | REDUCED Ø (mm / inch) | DIMENSIONS (mm / inch) | | | LOT SIZE |
|---------------|------------------|--------------------------|------------------------|-------------|-------------|----------|
| | | | L | W | H | |
| 2810 2121 00 | 25 / 1" | 20 / ¾" | 115 / 4.5" | 45 / 1.8" | 45 / 1.8" | 01 |
| 2810 4221 00 | 40 / 1½" | 25 / 1" | 165 / 6.5" | 72 / 2.8" | 72 / 2.8" | 01 |
| 2810 5421 00 | 50 / 2" | 40 / 1½" | 215 / 8.5" | 89 / 3.5" | 89 / 3.5" | 01 |
| 2810 6521 00 | 63 / 2½" | 50 / 2" | 209 / 8.36" | 89 / 3.56" | 89 / 3.56" | 01 |
| 2810 7621 00 | 80 / 3" | 63 / 2 1/2" | 229 / 9.16" | 113 / 4.52" | 113 / 4.52" | 01 |
| 2810 8721 00* | 100/4" | 80/3" | 304 / 12.16" | 100 / 4" | 100 / 4" | |

*Always add 2 equal sockets 2810 8002 00 for each 100 / 4" elbow

ELBOW

> 90° Elbow

2810 □□03 □□



| PART NUMBER | Ø (mm / inch) | DIMENSIONS (mm / inch) | | | LOT SIZE |
|---------------|------------------|------------------------|------------|--------------|----------|
| | | L | W | H | |
| 2810 1003 00 | 20 / ¾" | 82 / 3.2" | 82 / 3.2" | 36 / 1.4" | 01 |
| 2810 2003 00 | 25 / 1" | 100 / 3.9" | 100 / 3.9" | 45 / 1.8" | 01 |
| 2810 4003 00 | 40 / 1½" | 160 / 6.3" | 160 / 6.3" | 72 / 2.8" | 01 |
| 2810 5003 00 | 50 / 2" | 188 / 7.4" | 188 / 7.4" | 89 / 3.5" | 01 |
| 2810 6003 00 | 63 / 2½" | 168 / 6.6" | 96 / 3.8" | 168 / 6.6" | 01 |
| 2810 7003 00 | 80 / 3" | 213.5 / 8.4" | 113 / 4.4" | 213.5 / 8.4" | 01 |
| 2810 8003 00* | 100/4" | 252/10" | 100 / 4" | 252 / 10" | 01 |

*Always add 2 equal sockets 2810 8002 00 for each 100 / 4" elbow

> 45° Elbow

2810 □□04 □□



| PART NUMBER | Ø (mm / inch) | DIMENSIONS (mm / inch) | | | LOT SIZE |
|--------------|------------------|------------------------|------------|-----------|----------|
| | | L | W | H | |
| 2810 1004 00 | 20 / ¾" | 106 / 4.2" | 67 / 2.6" | 36 / 1.4" | 01 |
| 2810 2004 00 | 25 / 1" | 128 / 5.0" | 83 / 3.3" | 45 / 1.8" | 01 |
| 2810 4004 00 | 40 / 1½" | 205 / 8.1" | 65 / 2.6" | 72 / 2.8" | 01 |
| 2810 5004 00 | 50 / 2" | 238 / 9.4" | 154 / 6.1" | 89 / 3.5" | 01 |

FITTINGS

TEE

> Equal Tee

2810 □□ 05 □□



| PART NUMBER | Ø (mm / inch) | DIMENSIONS (mm / inch) | | | LOT SIZE |
|----------------|------------------|------------------------|--------------|------------|----------|
| | | L | W | H | |
| 2810 1005 00 | 20 / ¾" | 127 / 5" | 82 / 3.2" | 36 / 1.4" | 01 |
| 2810 2005 00 | 25 / 1" | 155 / 6.1" | 100 / 3.9" | 45 / 1.8" | 01 |
| 2810 4005 00 | 40 / 1½" | 249 / 9.8" | 160 / 6.3" | 72 / 2.8" | 01 |
| 2810 5005 00 | 50 / 2" | 286 / 11.3" | 188 / 7.4" | 89 / 3.5" | 01 |
| 2810 6005 00 | 63 / 2½" | 247 / 9.7" | 138 / 5.4" | 92 / 3.6" | 01 |
| 2810 7005 00 | 80 / 3" | 314 / 12.4" | 213.5 / 8.4" | 113 / 4.4" | 01 |
| 2810 8005 00** | 100/4" | 304/ 12.2" | 100/ 4" | 202/8" | 01 |

> Reducing tee

2810 □□ 07 □□



| PART NUMBER | Ø (mm / inch) | REDUCED Ø (mm / inch) | DIMENSIONS (mm / inch) | | | LOT SIZE |
|-----------------|------------------|--------------------------|------------------------|------------|------------|----------|
| | | | L | W | H | |
| 2810 2107 00 | 25 / 1" | 20 / ¾" | 155 / 6.1" | 96 / 3.8" | 45 / 1.8" | 01 |
| 2810 4207 00 | 40 / 1½" | 25 / 1" | 249 / 9.8" | 144 / 5.7" | 72 / 2.8" | 01 |
| 2810 5407 00 | 50 / 2" | 40 / 1½" | 286 / 11.3" | 179 / 7" | 89 / 3.5" | 01 |
| 2810 6507 00 | 63/2 1/2" | 50/2" | 251/10" | 89/ 3.56" | 193/ 7.72" | 01 |
| 2810 7607 00 | 80/3" | 63/ 2 1/2" | 233/9.32" | 113/ 4.52" | 204/ 8.16" | 01 |
| 2810 8707 00*** | 100/4" | 80/3" | 304/ 12.16" | 100/ 4" | 227/ 9" | 01 |
| 2810 8607 00*** | 100/4" | 63/ 2 1/2" | 304/ 12.16" | 100/ 4" | 227/ 9" | 01 |
| 2810 8507 00*** | 100/4" | 50/ 2" | 304/ 12.16" | 100/ 4" | 227/ 9" | 01 |

Also a threaded reducing tee can be used to divert a distribution line or a main ring from the middle of the pipe in order to bypass an obstacle or avoid a difficult geometry. A threaded reducing tee is often used to connect a rubber hose to the system.

> Threaded Reducing Tee (BSP thread)

2810 □□ 08 □□



| PART NUMBER | Ø (mm / inch) | REDUCED THREAD OUTLET Ø (mm / inch) | DIMENSIONS (mm / inch) | | | LOT SIZE |
|----------------|------------------|--|------------------------|--------------|------------|----------|
| | | | L | W | H | |
| 2810 1008 00 | 20 / ¾" | 12.5 / ½" | 127 / 5" | 85 / 3.3" | 85 / 3.3" | 01 |
| 2810 2008 00 | 25 / 1" | 12.5 / ½" | 155 / 6.1" | 96.9 / 3.8" | 97 / 3.8" | 01 |
| 2810 5208 00 | 50/2" | 25/1" | 301/12" | 89/3.5" | 150/6" | 01 |
| 2810 6508 00 | 63 / 2½" | 50 / 2" | 247 / 9.7" | 116 / 4.6" | 92 / 3.6" | 01 |
| 2810 7608 00 | 80 / 3" | 63 / 2½" | 314 / 12.4" | 153.5 / 6.0" | 113 / 4.4" | 01 |
| 2810 7708 00 | 80 / 3" | 80 / 3" | 314 / 12.4" | 139.5 / 5.5" | 113 / 4.4" | 01 |
| 2810 8208 00** | 100/4" | 25 / 1" | 304 / 12.1" | 100/ 4" | 150/6" | 01 |

> Threaded Reducing Tee (NPT thread)

2810 □□ 09 □□

| PART NUMBER | Ø (mm / inch) | REDUCED THREAD OUTLET Ø (mm / inch) | DIMENSIONS (mm / inch) | | | LOT SIZE |
|-----------------|------------------|--|------------------------|--------------|------------|----------|
| | | | L | W | H | |
| 2810 1009 00 | 20 / ¾" | 12.5 / ½" | 127 / 5" | 85 / 3.3" | 85 / 3.3" | 01 |
| 2810 2009 00 | 25 / 1" | 12.5 / ½" | 155 / 6.1" | 96.9 / 3.8" | 97 / 3.8" | 01 |
| 2810 5209 00 | 50/2" | 25/1" | 301/12" | 89/3.5" | 150/6" | 01 |
| 2810 6509 00 | 63 / 2½" | 50 / 2" | 247 / 9.7" | 116 / 4.6" | 92 / 3.6" | 01 |
| 2810 7609 00 | 80 / 3" | 63 / 2½" | 314 / 12.4" | 153.5 / 6.0" | 113 / 4.4" | 01 |
| 2810 7709 00 | 80 / 3" | 80 / 3" | 314 / 12.4" | 139.5 / 5.5" | 113 / 4.4" | 01 |
| 2810 8209 00*** | 100/4" | 25/1" | 304/ 12.1" | 100/4" | 150/6" | 01 |

** Always add 3 x 2810 8002 00 or one equal tee

*** Always add 2 x equal sockets 2810 8002 00 for each Tee reducer

VALVES

> Valve kits



| PART NUMBER | Ø (mm / inch) | DIMENSIONS (mm / inch) | | | LOT SIZE |
|---------------------|------------------|------------------------|-----------|---------|----------|
| | | L | W | H | |
| 2810 1451 00 | 20 / 3/4" | 188/7.52" | 36/1.44" | 75/3" | 01 |
| 2810 2451 00 | 25 / 1" | 233/9.32" | 45/ 1.8" | 90/3.6" | 01 |
| 2810 4851 00 | 40 / 1 1/2" | 335/13.4" | 72/ 2.9" | 123/ 5" | 01 |
| 2810 5451 00 | 50 / 2" | 379/15.16" | 89/ 3.6" | 148/ 6" | 01 |
| BSP | | | | | |
| 2810 1452 00 | 20 / 3/4" | 129/6.2" | 36/ 1.44" | 75/3" | 01 |
| 2810 2452 00 | 25 / 1" | 164/6.56" | 45/ 1.8" | 90/3.6" | 01 |
| 2810 4852 00 | 40 / 1 1/2" | 221/8.84" | 72/ 2.9" | 123/ 5" | 01 |
| 2810 5452 00 | 50 / 2" | 258/10.32" | 89/ 3.6" | 148/ 6" | 01 |
| NPT | | | | | |
| 2810 2453 00 | 25 / 1" | 164/6.56" | 45/ 1.8" | 90/3.6" | 01 |

> Valve

2810 51



| PART NUMBER | Ø (mm / inch) | DIMENSIONS (mm / inch) | | | LOT SIZE |
|---------------------|------------------|------------------------|------------|-------------|----------|
| | | L | W | H | |
| 2810 1051 00 | 20 / 3/4" | 140 / 5.5" | 70 / 2.8" | 100 / 4.0" | 01 |
| 2810 2351 00 | 25 / 1" | 165 / 6.5" | 75 / 3.0" | 100 / 4.0" | 01 |
| 2810 4051 00 | 40 / 1 1/2" | 260 / 10.2" | 105 / 4.1" | 140 / 5.5" | 01 |
| 2810 5051 00 | 50 / 2" | 285 / 11.2" | 125 / 5.0" | 150 / 5.9" | 01 |
| 2810 6051 00 | 63 / 2 1/2" | 220 / 8.7" | 185 / 7.3" | 310 / 12.2" | 01 |
| 2810 7051 00 | 80 / 3" | 265 / 10.4" | 200 / 7.9" | 330 / 13.0" | 01 |
| 1606 4561 04 | 100/4" | 52/2.1" | 380/15.2" | 365/14.6" | 01 |

> Threaded valve (BSP thread)

2810 52



| PART NUMBER | Ø (mm / inch) | DIMENSIONS (mm / inch) | | | LOT SIZE |
|---------------------|------------------|------------------------|------------|-------------|----------|
| | | L | W | H | |
| 2810 1152 00 | 20 / 3/4" | 120 / 4.7" | 70 / 2.8" | 100 / 3.9" | 01 |
| 2810 2352 00 | 25 / 1" | 127 / 5.0" | 75 / 3.0" | 100 / 3.9" | 01 |
| 2810 4452 00 | 40 / 1 1/2" | 200 / 7.9" | 105 / 4.1" | 140 / 5.5" | 01 |
| 2810 5552 00 | 50 / 2" | 209 / 8.2" | 125 / 4.9" | 150 / 5.9" | 01 |
| 2810 6652 00 | 63 / 2 1/2" | 170 / 7.0" | 185 / 7.3" | 310 / 12.2" | 01 |
| 2810 7752 00 | 80 / 3" | 200 / 8.2" | 200 / 8.2" | 330 / 13.0" | 01 |

> Threaded valve (NPT thread)

2810 53

| PART NUMBER | Ø (mm / inch) | DIMENSIONS (mm / inch) | | | LOT SIZE |
|---------------------|------------------|------------------------|------------|-------------|----------|
| | | L | W | H | |
| 2810 1153 00 | 20 / 3/4" | 120 / 4.7" | 70 / 2.8" | 100 / 3.9" | 01 |
| 2810 2353 00 | 25 / 1" | 127 / 5.0" | 75 / 3.0" | 100 / 3.9" | 01 |
| 2810 4453 00 | 40 / 1 1/2" | 200 / 7.9" | 105 / 4.1" | 140 / 5.5" | 01 |
| 2810 5553 00 | 50 / 2" | 209 / 8.2" | 125 / 4.9" | 150 / 5.9" | 01 |
| 2810 6653 00 | 63 / 2 1/2" | 170 / 7.0" | 185 / 7.3" | 310 / 12.2" | 01 |
| 2810 7753 00 | 80 / 3" | 200 / 8.2" | 200 / 8.2" | 330 / 13.0" | 01 |

AIRnet is compatible with standard industrial ball valves, use a nipple socket to connect the valve to the AIRnet installation.

To maintain equipment, it is advised to isolate the equipment from the compressed air system.

FITTINGS

QUICK DROP

> Quick drop

2810 10



| PART NUMBER | DROP LEG Ø (mm / inch) | MAIN Ø (mm / inch) | DIMENSIONS (mm / inch) | | | LOT SIZE |
|--------------|---------------------------|-----------------------|------------------------|------------|-----------|----------|
| | | | L | W | H | |
| 2810 2110 00 | 20 / ¾" | 25 / 1" | 106 / 4.2" | 59 / 2.3" | 52 / 2" | 01 |
| 2810 4110 00 | 20 / ¾" | 40 / 1½" | 125 / 4.9" | 70 / 2.8" | 52 / 2" | 01 |
| 2810 5110 00 | 20 / ¾" | 50 / 2" | 150 / 5.9" | 111 / 4.4" | 63 / 2.5" | 01 |
| 2810 6110 00 | 20 / ¾" | 63 / 2½" | 148 / 5.8" | 110 / 4.3" | 62 / 2.5" | 01 |
| 2810 7110 00 | 20 / ¾" | 80 / 3" | 214 / 8.4" | 165 / 6.5" | 63 / 2.5" | 01 |

| PART NUMBER | DROP LEG Ø (mm / inch) | MAIN Ø (mm / inch) | DIMENSIONS (mm / inch) | | | LOT SIZE |
|--------------|---------------------------|-----------------------|------------------------|------------|-----------|----------|
| | | | L | W | H | |
| 2810 4210 00 | 25 / 1" | 40 / 1½" | 125 / 4.9" | 70 / 2.8" | 52 / 2" | 01 |
| 2810 5210 00 | 25 / 1" | 50 / 2" | 150 / 5.9" | 111 / 4.4" | 63 / 2.5" | 01 |
| 2810 6210 00 | 25 / 1" | 63 / 2½" | 148 / 5.8" | 110 / 4.3" | 62 / 2.5" | 01 |
| 2810 7210 00 | 25 / 1" | 80 / 3" | 214 / 8.4" | 165 / 6.5" | 63 / 2.5" | 01 |

> Threaded quick drop (BSP thread)

2810 11



| PART NUMBER | DROP LEG THREAD OUTLET Ø (mm / inch) | MAIN Ø (mm / inch) | DIMENSIONS (mm / inch) | | | LOT SIZE |
|--------------|---|-----------------------|------------------------|------------|-------------|----------|
| | | | L | W | H | |
| 2810 2011 00 | 12,5 / ½" | 25 / 1" | 90 / 3.5" | 69 / 2.7" | 52 / 2" | 01 |
| 2810 4011 00 | 12,5 / ½" | 40 / 1½" | 102 / 4" | 94 / 3.7" | 52 / 2" | 01 |
| 2810 5011 00 | 12,5 / ½" | 50 / 2" | 127 / 5" | 111 / 4.4" | 62 / 2.4" | 01 |
| 2810 6011 00 | 12,5 / ½" | 63 / 2½" | 128 / 5.0" | 110 / 4.3" | 63.5 / 2.5" | 01 |
| 2810 7011 00 | 12,5 / ½" | 80 / 3" | 195 / 7.7" | 165 / 6.5" | 63 / 2.5" | 01 |

| PART NUMBER | DROP LEG THREAD OUTLET Ø (mm / inch) | MAIN Ø (mm / inch) | DIMENSIONS (mm / inch) | | | LOT SIZE |
|--------------|---|-----------------------|------------------------|------------|-------------|----------|
| | | | L | W | H | |
| 2810 4111 00 | 20 / ¾" | 40 / 1½" | 102 / 4" | 94 / 3.7" | 52 / 2" | 01 |
| 2810 5111 00 | 20 / ¾" | 50 / 2" | 127 / 5" | 111 / 4.4" | 62 / 2.4" | 01 |
| 2810 6111 00 | 20 / ¾" | 63 / 2½" | 128 / 5.0" | 110 / 4.3" | 63.5 / 2.5" | 01 |
| 2810 7111 00 | 20 / ¾" | 80 / 3" | 195 / 7.7" | 165 / 6.5" | 63 / 2.5" | 01 |

> Threaded quick drop (NPT thread)

2810 12

| PART NUMBER | DROP LEG THREAD OUTLET Ø (mm / inch) | MAIN Ø (mm / inch) | DIMENSIONS (mm / inch) | | | LOT SIZE |
|--------------|---|-----------------------|------------------------|------------|-----------|----------|
| | | | L | W | H | |
| 2810 2012 00 | 12,5 / ½" | 25 / 1" | 90 / 3.5" | 69 / 2.7" | 52 / 2" | 01 |
| 2810 4012 00 | 12,5 / ½" | 40 / 1½" | 102 / 4" | 94 / 3.7" | 52 / 2" | 01 |
| 2810 5012 00 | 12,5 / ½" | 50 / 2" | 127 / 5" | 111 / 4.4" | 62 / 2.4" | 01 |
| 2810 6012 00 | 12,5 / ½" | 63 / 2½" | 128 / 5.0" | 110 / 4.3" | 62 / 2.4" | 01 |
| 2810 7012 00 | 12,5 / ½" | 80 / 3" | 195 / 7.7" | 165 / 6.5" | 63 / 2.5" | 01 |

| PART NUMBER | DROP LEG THREAD OUTLET Ø (mm / inch) | MAIN Ø (mm / inch) | DIMENSIONS (mm / inch) | | | LOT SIZE |
|--------------|---|-----------------------|------------------------|------------|-----------|----------|
| | | | L | W | H | |
| 2810 4112 00 | 20 / ¾" | 40 / 1½" | 102 / 4" | 94 / 3.7" | 52 / 2" | 01 |
| 2810 5112 00 | 20 / ¾" | 50 / 2" | 127 / 5" | 111 / 4.4" | 62 / 2.4" | 01 |
| 2810 6112 00 | 20 / ¾" | 63 / 2½" | 128 / 5.0" | 110 / 4.3" | 62 / 2.4" | 01 |
| 2810 7112 00 | 20 / ¾" | 80 / 3" | 195 / 7.7" | 165 / 6.5" | 63 / 2.5" | 01 |

NIPPLE SOCKETS

> Polymer nipple socket male (BSP thread)

2810 15



| PART NUMBER | AIRnet Ø (mm / inch) | Male outlet Ø (mm / inch) | DIMENSIONS (mm / inch) | | | LOT SIZE |
|--------------|-------------------------|------------------------------|------------------------|-----------|-----------|----------|
| | | | L | W | H | |
| 2810 1015 00 | 20 / ¾" | 12.5 / ½" | 69 / 2.7" | 36 / 1.4" | 36 / 1.4" | 01 |
| 2810 1115 00 | 20 / ¾" | 20 / ¾" | 71 / 2.8" | 36 / 1.4" | 36 / 1.4" | 01 |
| 2810 5515 00 | 50 / 2" | 50 / 2" | 144 / 5.7" | 89 / 3.5" | 89 / 3.5" | 01 |

> Polymer nipple socket male (NPT thread)

2810 16

| PART NUMBER | AIRnet Ø (mm / inch) | MALE OUTLET Ø (mm / inch) | DIMENSIONS (mm / inch) | | | LOT SIZE |
|--------------|-------------------------|------------------------------|------------------------|-----------|-----------|----------|
| | | | L | W | H | |
| 2810 1016 00 | 20 / ¾" | 12.5 / ½" | 69 / 2.7" | 36 / 1.4" | 36 / 1.4" | 01 |
| 2810 1116 00 | 20 / ¾" | 20 / ¾" | 71 / 2.8" | 36 / 1.4" | 36 / 1.4" | 01 |
| 2810 5516 00 | 50 / 2" | 50 / 2" | 144 / 5.7" | 89 / 3.5" | 89 / 3.5" | 01 |

> Aluminium nipple socket female (BSP thread)

2810 19



| PART NUMBER | AIRnet Ø (mm / inch) | FEMALE OUTLET Ø (mm / inch) | DIMENSIONS (mm / inch) | | | LOT SIZE |
|--------------|-------------------------|--------------------------------|------------------------|-----------|-----------|----------|
| | | | L | W | H | |
| 2810 1119 00 | 20 / ¾" | 20 / ¾" | 71 / 2.8" | 36 / 1.4" | 36 / 1.4" | 01 |
| 2810 2219 00 | 25 / 1" | 25 / 1" | 85 / 3.3" | 45 / 1.8" | 45 / 1.8" | 01 |
| 2810 4419 00 | 40 / 1½" | 40 / 1½" | 124 / 4.9" | 72 / 2.8" | 72 / 2.8" | 01 |
| 2810 5519 00 | 50 / 2" | 50 / 2" | 144 / 5.7" | 89 / 3.5" | 89 / 3.5" | 01 |
| 2810 6619 00 | 63 / 2½" | 63 / 2½" | 122 / 4.8" | 95 / 3.7" | 95 / 3.7" | 01 |

> Aluminium nipple socket female (NPT thread)

2810 20

| PART NUMBER | AIRnet Ø (mm / inch) | FEMALE OUTLET Ø (mm / inch) | DIMENSIONS (mm / inch) | | | LOT SIZE |
|--------------|-------------------------|--------------------------------|------------------------|-----------|-----------|----------|
| | | | L | W | H | |
| 2810 1120 00 | 20 / ¾" | 20 / ¾" | 71 / 2.8" | 36 / 1.4" | 36 / 1.4" | 01 |
| 2810 2220 00 | 25 / 1" | 25 / 1" | 85 / 3.3" | 45 / 1.8" | 45 / 1.8" | 01 |
| 2810 4420 00 | 40 / 1½" | 40 / 1½" | 124 / 4.9" | 72 / 2.8" | 72 / 2.8" | 01 |
| 2810 5520 00 | 50 / 2" | 50 / 2" | 144 / 5.7" | 89 / 3.5" | 89 / 3.5" | 01 |
| 2810 6620 00 | 63 / 2½" | 63 / 2½" | 122 / 4.8" | 95 / 3.7" | 95 / 3.7" | 01 |

FITTINGS

> Aluminium nipple socket male (BSP thread)

2810 17



| PART NUMBER | AIRnet Ø (mm / inch) | MALE OUTLET Ø (mm / inch) | DIMENSIONS (mm / inch) | | | LOT SIZE |
|--------------|-------------------------|------------------------------|------------------------|------------|------------|----------|
| | | | L | W | H | |
| 2810 1017 00 | 20 / ¾" | 12.5 / ½" | 69 / 2.7" | 36 / 1.4" | 36 / 1.4" | 01 |
| 2810 1117 00 | 20 / ¾" | 20 / ¾" | 71 / 2.8" | 36 / 1.4" | 36 / 1.4" | 01 |
| 2810 2117 00 | 25 / 1" | 20 / ¾" | 82 / 3.2" | 45 / 1.8" | 45 / 1.8" | 01 |
| 2810 2217 00 | 25 / 1" | 25 / 1" | 85 / 3.3" | 45 / 1.8" | 45 / 1.8" | 01 |
| 2810 4317 00 | 40 / 1½" | 32 / 1¼" | 124 / 4.9" | 72 / 2.8" | 72 / 2.8" | 01 |
| 2810 4417 00 | 40 / 1½" | 40 / 1½" | 124 / 4.9" | 72 / 2.8" | 72 / 2.8" | 01 |
| 2810 5417 00 | 50 / 2" | 40 / 1½" | 140 / 5.5" | 89 / 3.5" | 89 / 3.5" | 01 |
| 2810 5517 00 | 50 / 2" | 50 / 2" | 144 / 5.7" | 89 / 3.5" | 89 / 3.5" | 01 |
| 2810 6517 00 | 63 / 2½" | 50 / 2" | 137 / 5.4" | 92 / 3.6" | 92 / 3.6" | 01 |
| 2810 6617 00 | 63 / 2½" | 63 / 2½" | 141 / 5.6" | 92 / 3.6" | 92 / 3.6" | 01 |
| 2810 7617 00 | 80 / 3" | 63 / 2½" | 148 / 5.8" | 113 / 4.4" | 113 / 4.4" | 01 |
| 2810 7717 00 | 80 / 3" | 80 / 3" | 151 / 5.9" | 113 / 4.4" | 113 / 4.4" | 01 |

> Aluminium nipple socket male (NPT thread)

2810 18

| PART NUMBER | AIRnet Ø (mm / inch) | MALE OUTLET Ø (mm / inch) | DIMENSIONS (mm / inch) | | | LOT SIZE |
|--------------|-------------------------|------------------------------|------------------------|------------|------------|----------|
| | | | L | W | H | |
| 2810 1018 00 | 20 / ¾" | 12.5 / ½" | 69 / 2.7" | 36 / 1.4" | 36 / 1.4" | 01 |
| 2810 1118 00 | 20 / ¾" | 20 / ¾" | 71 / 2.8" | 36 / 1.4" | 36 / 1.4" | 01 |
| 2810 2118 00 | 25 / 1" | 20 / ¾" | 82 / 3.2" | 45 / 1.8" | 45 / 1.8" | 01 |
| 2810 2218 00 | 25 / 1" | 25 / 1" | 85 / 3.3" | 45 / 1.8" | 45 / 1.8" | 01 |
| 2810 4318 00 | 40 / 1½" | 32 / 1¼" | 124 / 4.9" | 72 / 2.8" | 72 / 2.8" | 01 |
| 2810 4418 00 | 40 / 1½" | 40 / 1½" | 124 / 4.9" | 72 / 2.8" | 72 / 2.8" | 01 |
| 2810 5418 00 | 50 / 2" | 40 / 1½" | 140 / 5.5" | 89 / 3.5" | 89 / 3.5" | 01 |
| 2810 5518 00 | 50 / 2" | 50 / 2" | 144 / 5.7" | 89 / 3.5" | 89 / 3.5" | 01 |
| 2810 6518 00 | 63 / 2½" | 50 / 2" | 137 / 5.4" | 92 / 3.6" | 92 / 3.6" | 01 |
| 2810 6618 00 | 63 / 2½" | 63 / 2½" | 141 / 5.6" | 92 / 3.6" | 92 / 3.6" | 01 |
| 2810 7618 00 | 80 / 3" | 63 / 2½" | 148 / 5.8" | 113 / 4.4" | 113 / 4.4" | 01 |
| 2810 7718 00 | 80 / 3" | 80 / 3" | 151 / 5.9" | 113 / 4.4" | 113 / 4.4" | 01 |

WALL MOUNTED NIPPLE

> Wall mounted bracket (BSP thread)

2810 23



| PART NUMBER | AIRnet Ø (mm / inch) | FEMALE OUTLET Ø (mm / inch) | DIMENSIONS (mm / inch) | | | LOT SIZE |
|--------------|-------------------------|--------------------------------|------------------------|-----------|------------|----------|
| | | | L | W | H | |
| 2810 1023 00 | 20 / ¾" | ½" | 100 / 3.9" | 68 / 2.7" | 110 / 4.3" | 01 |
| 2810 2023 00 | 25 / 1" | ½" | 100 / 3.9" | 68 / 2.7" | 114 / 4.5" | 01 |

> Wall mounted bracket (NPT thread)

2810 24

| PART NUMBER | AIRnet Ø (mm / inch) | FEMALE OUTLET Ø (mm / inch) | DIMENSIONS (mm / inch) | | | LOT SIZE |
|--------------|-------------------------|--------------------------------|------------------------|-----------|------------|----------|
| | | | L | W | H | |
| 2810 1024 00 | 20 / ¾" | ½" | 100 / 3.9" | 68 / 2.7" | 110 / 4.3" | 01 |
| 2810 2024 00 | 25 / 1" | ½" | 100 / 3.9" | 68 / 2.7" | 114 / 4.5" | 01 |

> Threaded wall mounted nipple (BSP thread)

2810 □□ 25 □□



| PART NUMBER | AIRnet Ø (mm / inch) | FEMALE OUTLET Ø (mm / inch) | DIMENSIONS (mm / inch) | | | LOT SIZE |
|--------------|-------------------------|--------------------------------|------------------------|-----------|------------|----------|
| | | | L | W | H | |
| 2810 0025 00 | 12.5 / ½" | ½" | 100 / 3.9" | 68 / 2.7" | 111 / 4.4" | 01 |
| 2810 1025 00 | 20 / ¾" | ½" | 100 / 3.9" | 68 / 2.7" | 115 / 4.5" | 01 |

> Threaded wall mounted nipple (NPT thread)

2810 □□ 26 □□

| PART NUMBER | AIRnet Ø (mm / inch) | FEMALE OUTLET Ø (mm / inch) | DIMENSIONS (mm / inch) | | | LOT SIZE |
|--------------|-------------------------|--------------------------------|------------------------|-----------|------------|----------|
| | | | L | W | H | |
| 2810 0026 00 | 12.5 / ½" | ½" | 100 / 3.9" | 68 / 2.7" | 111 / 4.4" | 01 |
| 2810 1026 00 | 20 / ¾" | ½" | 100 / 3.9" | 68 / 2.7" | 115 / 4.5" | 01 |

FLANGES

> Flanges



| PART NUMBER | Description | Ø (mm) | H (mm) | LOT SIZE |
|--------------|----------------------|-----------|------------|----------|
| 2810 6054 00 | Flange diam 63 | 185 | 95 | 01 |
| 2810 0054 04 | Flange diam 63 EN/BS | 185 | 47 | 01 |
| 2810 0054 07 | Flange diam 63 ANSI | 177.8 | 47 | 01 |
| 2810 7054 00 | Flange diam 80 | 200 | 120 | 01 |
| 2810 8054 00 | Flange diam 100 | 240/ 9.6" | 131/ 5.24" | 01 |
| 2810 8154 00 | UK / US Flange 100 | 240/ 9.6" | 131/ 5.24" | 01 |
| 2810 0054 05 | Flange diam 80 EN | 200 | 59 | 01 |
| 2810 0054 08 | Flange diam 80 ANSI | 190.5 | 59 | 01 |
| 2810 0054 09 | Flange diam 80 BS | 200 | 59 | 01 |
| 2810 8254 00 | EU Flange 100 | 240/ 9.6" | 131/ 5.24" | 01 |

> Flange Accessories

| PART NUMBER | Description | Ø (mm) | H (mm) | LOT SIZE |
|--------------|---|-----------|-----------|----------|
| 0650 0100 16 | Flat Gasket diam 63 | - | - | 01 |
| 0650 1001 27 | Flat Gasket diam 80 | - | - | 01 |
| 0650 0100 06 | Flat Gasket diam 100 | - | - | 01 |
| 2810 8064 00 | Flange Support diam 100 | - | - | 01 |
| 2810 0154 08 | Bolts and Nuts for Flange Diameter 100 metric | - | - | 08 |
| 2810 0254 08 | Bolts and Nuts for Flange Diameter 100 imperial | - | - | 08 |

ACCESSORIES

FLEXIBLE HOSES

> AIRnet hose BSP

2810 55



| PART NUMBER | LENGTH (m / ft) | Ø (mm / inch) | CONNECTION TYPE | LOT SIZE |
|--------------|-----------------|---------------|-----------------|----------|
| 2810 1055 00 | 0.7 / 2.3' | 20 / ¾" | Straight | 01 |
| 2810 1155 00 | 1.5 / 4.9' | 20 / ¾" | Straight | 01 |
| 2810 2055 00 | 0.7 / 2.3' | 25 / 1" | Straight | 01 |
| 2810 2155 00 | 1.5 / 4.9' | 25 / 1" | Straight | 01 |
| 2810 4055 00 | 1 / 3.3' | 40 / 1½" | 90° elbow | 01 |
| 2810 4155 00 | 1.5 / 4.9' | 40 / 1½" | Straight | 01 |
| 2810 5055 00 | 1 / 3.3' | 50 / 2" | 90° elbow | 01 |
| 2810 5155 00 | 1.5 / 4.9' | 50 / 2" | Straight | 01 |
| 2810 6055 00 | 1 / 3.3' | 63 / 2½" | 90° elbow | 01 |
| 2810 6155 00 | 1.5 / 4.9' | 63 / 2½" | Straight | 01 |
| 2810 7055 00 | 1 / 3.3' | 80 / 3" | 90° elbow | 01 |
| 2810 7155 00 | 1.5 / 4.9' | 80 / 3" | Straight | 01 |

> AIRnet hose NPT

2810 57

| PART NUMBER | LENGTH (m / ft) | Ø (mm / inch) | CONNECTION TYPE | LOT SIZE |
|--------------|-----------------|---------------|-----------------|----------|
| 2810 1057 00 | 0.75 / 2.5' | 20 / ¾" | straight | 01 |
| 2810 1157 00 | 1.5 / 4.9' | 20 / ¾" | straight | 01 |
| 2810 2057 00 | 0.75 / 2.5' | 25 / 1" | straight | 01 |
| 2810 2157 00 | 1.5 / 4.9' | 25 / 1" | straight | 01 |
| 2810 4057 00 | 1 / 3.3' | 40 / 1½" | elbow 90° | 01 |
| 2810 4157 00 | 1.5 / 4.9' | 40 / 1½" | straight | 01 |
| 5810 5057 00 | 1 / 3.3' | 50 / 2" | elbow 90° | 01 |
| 2810 5157 00 | 1.5 / 4.9' | 50 / 2" | straight | 01 |

> Protection strap against whiplash

2810 55

The strap prevents the flexible hose from lashing should it become disconnected.

Conform to ISO 4414 safety standards.

| PART NUMBER | TYPE | LOT SIZE |
|--------------|--------------------------------|----------|
| 2810 0055 00 | For Ø12.5-32 mm (½"-1¼") hoses | 01 |
| 2810 0055 01 | For Ø40-80 mm (1½"-3") hoses | 01 |

END CAP

> End cap

2810 □□ 06 □□



| PART NUMBER | Ø (mm / inch) | DIMENSIONS (mm / inch) | | | LOT SIZE |
|--------------|------------------|------------------------|------------|------------|----------|
| | | L | W | H | |
| 2810 1006 00 | 20 / ¾" | 59 / 2.3" | 36 / 1.4" | 36 / 1.4" | 01 |
| 2810 2006 00 | 25 / 1" | 72 / 2.8" | 45 / 1.8" | 45 / 1.8" | 01 |
| 2810 4006 00 | 40 / 1½" | 109 / 4.3" | 72 / 2.8" | 72 / 2.8" | 01 |
| 2810 5006 00 | 50 / 2" | 129 / 5.1" | 89 / 3.5" | 89 / 3.5" | 01 |
| 2810 6006 00 | 63 / 2½" | 149 / 5.9" | 92 / 3.6" | 92 / 3.6" | 01 |
| 2810 7006 00 | 80 / 3" | 155 / 6.1" | 113 / 4.4" | 113 / 4.4" | 01 |
| 2810 9806 00 | 100 / 4" | 269 / 10.76" | 150 / 10" | 150 / 10" | 01 |

CLIP, BRACKETS AND SUPPORT

> Profile channel arms



| PART NUMBER | TYPE | DIMENSIONS (mm / inch) | | | LOT SIZE |
|--------------|--------------------------------|------------------------|-----------|-------------|----------|
| | | L | W | H | |
| 2810 0030 00 | Profile channel (2 m / 6.6 ft) | 2000 / 78.7" | 30 / 1.2" | 27 / 1.1" | 05 |
| 2810 0031 00 | Profile wall bracket | 50 / 2.0" | 76 / 3.0" | 114 / 4.5" | 05 |
| 2810 0032 00 | Cantilever arm | 300 / 11.8" | - | 27 / 1.1" | 05 |
| 2810 0132 00 | | 500 / 19.7" | - | 27 / 1.1" | 01 |
| 2810 0033 00 | T-bolt | 30 / 1.2" | - | - | 10 |
| 2810 0133 00 | | 40 / 1.6" | - | - | 10 |
| 2810 0233 00 | | 60 / 2.4" | - | - | 10 |
| 2810 0333 00 | | 80 / 3.1" | - | - | 10 |
| 2810 0034 00 | Protection cap | - | 30 / 1.2" | 18.5 / 0.7" | 10 |

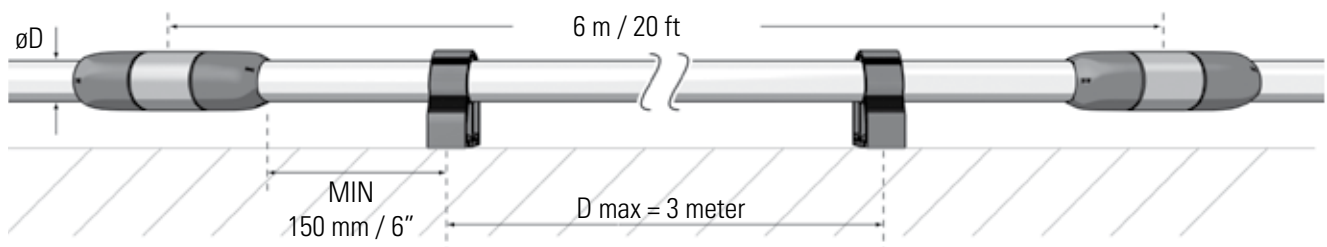
Please respect the maximum weight allowed for a specific arm length.

> Pipe clip

2810 □□ 22 □□



| PART NUMBER | Ø (mm / inch) | C | DIMENSIONS (mm / inch) | | | LOT SIZE |
|--------------|------------------|----------|------------------------|-----------|-------------|----------|
| | | | L | W | H | |
| 2810 1022 00 | 20 / ¾" | M8 | 56 / 2.2" | 30 / 1.2" | 31 / 1.2" | 20 |
| 2810 2022 00 | 25 / 1" | M8 | 60 / 2.4" | 30 / 1.2" | 38 / 1.5" | 20 |
| 2810 4022 00 | 40 / 1½" | M8 | 101 / 4" | 40 / 1.6" | 60 / 2.4" | 20 |
| 2810 5022 00 | 50 / 2" | M8 | 108 / 4.3" | 40 / 1.6" | 75 / 2.8" | 20 |
| 2810 6022 00 | 63 / 2½" | M8 | 118 / 4.6" | 40 / 1.6" | 94 / 3.7" | 20 |
| 2810 7022 00 | 80 / 3" | M8 | 162 / 6.4" | 50 / 2" | 118 / 4.6" | 20 |
| 2810 8022 10 | 100 / 4" | M10 / 12 | 163 / 6.52" | 30 / 1.2" | 163 / 6.52" | 10 |
| 2810 8022 00 | 100 / 4" | M10 / 12 | 163 / 6.52" | 30 / 1.2" | 163 / 6.52" | 01 |



INSTALLATION

> Clip spacer

2810 27



| PART NUMBER | Ø (mm / inch) | LOT SIZE |
|--------------|------------------|----------|
| 2810 0027 00 | 20 / ¾" | 10 |
| | 25 / 1" | |
| 2810 0127 00 | 40 / 1½" | 10 |
| | 50 / 2" | |
| | 63 / 2½" | |
| 2810 0227 10 | 80 / 3" | 10 |
| 2810 0327 00 | 100 / 4" | 10 |

A minimum of two pipe clips is required to secure a pipe length.
The clip spacer compensates for the gap which is created when connecting pipes of a different diameter, and makes sure the network remains perfectly aligned.

OTHER HANGING SOLUTIONS

> Hanging to a beam I or H profile



| PART NUMBER | TYPE | DIMENSIONS (mm / inch) | | | LOT SIZE |
|--------------|------------------------|------------------------|------------|-------------------------|----------|
| | | L | W | H (beam thickness) | |
| 2810 0035 00 | Push-in beam clamp (1) | 36 / 1.42" | 18 / 0.71" | 2 - 3 / 0.08" - 0.12" | 10 |
| 2810 0135 00 | | 36 / 1.42" | 18 / 0.71" | 3 - 8 / 0.12" - 0.31" | 10 |
| 2810 0235 00 | | 36 / 1.42" | 18 / 0.71" | 8 - 14 / 0.31" - 0.55" | 10 |
| 2810 0335 00 | Screw beam clamp (2) | 36 / 1.42" | 18 / 0.71" | 14 - 20 / 0.55" - 0.79" | 10 |
| 2810 0036 00 | | 36 / 1.42" | 18 / 0.71" | 18 / 0.71" | 10 |
| 2810 0038 00 | Hang clamp (3) | 64 / 2.52" | 19 / 0.75" | 1 - 4 / 0.04" - 0.16" | 10 |
| 2810 0138 00 | | 64 / 2.52" | 19 / 0.75" | 4 - 7 / 0.16" - 0.28" | 10 |

> Other hanging solutions



| PART NUMBER | TYPE | DIMENSIONS (mm / inch) | | | LOT SIZE |
|--------------|-----------------------|------------------------|-----------|-----------|----------|
| | | L | W | H | |
| 2810 0037 00 | U-bolt beam clamp (1) | 70 / 2.8" | 43 / 1.7" | – | 10 |
| 2810 0039 00 | Roof clamp (2) | 25 / 1" | – | – | 10 |
| 2810 0050 00 | Canalis hanger (3) | 200 / 7.9" | 59 / 2.3" | 30 / 1.2" | 05 |

SPARE PARTS

> Inner Parts

2810 60



| PART NUMBER | Ø (mm / inch) | LOT SIZE |
|--------------|-----------------------|----------|
| 2810 1060 00 | 20 / ¾" | 05 |
| 2810 2060 00 | 25 / 1" | 05 |
| 2810 4060 00 | 40 / 1½" | 05 |
| 2810 5160 00 | 50 / 2" | 05 |
| 2810 6060 00 | 63 / 2½" | 05 |
| 2810 7060 00 | 80 / 3" | 05 |
| 2810 8060 10 | 100 / 4" bolts & pins | 10 |

> O-ring

2810 65 / 2810 66

| PART NUMBER | Ø (mm / inch) | LOT SIZE |
|--------------|--------------------|----------|
| 2810 1065 00 | 20 / ¾" | 10 |
| 2810 2065 00 | 25 / 1" | 10 |
| 2810 4065 00 | 40 / 1½" | 10 |
| 2810 5065 00 | 50 / 2" | 10 |
| 2810 6065 00 | 63 / 2½" | 10 |
| 2810 7065 00 | 80 / 3" | 10 |
| 2810 1066 00 | Quick drop 20 / ¾" | 10 |
| 2810 2066 00 | Quick drop 25 / 1" | 10 |
| 2810 8065 05 | seal 100/4" | 05 |

> Nuts and bolts

| PART NUMBER | TYPE | LOT SIZE |
|--------------|--|----------|
| 2810 0166 10 | 100mm Bolt Set | 10 |
| 2810 8060 10 | 100mm Eq Sockets 20 Lock Pin and 10 Bolts | 10 |

PRESSURE GAUGE

Use a threaded quick drop to install pressure gauges at any point in your network.

> Pressure gauge



| PART NUMBER | MALE INLET Ø (mm / inch) | LOT SIZE |
|---------------|-----------------------------|----------|
| 1503 2729 01* | 6 / ¼" | 01 |

* Use a bushing 0605 8300 89 to connect from a Ø12.5 mm (½") threaded quick drop outlet.

INSTALLATION

ADAPTOR UNION

Installing an adaptor union allows easy disconnection of a pipe from the network without the need to bend the pipe.

> Adaptor union female (BSP thread)

2810 13



| PART NUMBER | AIRnet Ø (mm / inch) | FEMALE OUTLET Ø (mm / inch) | DIMENSIONS (mm / inch) | | | LOT SIZE |
|---------------------|-------------------------|--------------------------------|------------------------|------------|------------|----------|
| | | | L | W | H | |
| 2810 2213 00 | 25 / 1" | 25 / 1" | 106 / 4.2" | 45 / 1.8" | 45 / 1.8" | 01 |
| 2810 4413 00 | 40 / 1½" | 40 / 1½" | 163 / 6.4" | 72 / 2.8" | 72 / 2.8" | 01 |
| 2810 5513 00 | 50 / 2" | 50 / 2" | 188 / 7.4" | 89 / 3.5" | 89 / 3.5" | 01 |
| 2810 6613 00 | 63 / 2½" | 63 / 2½" | 199 / 7.8" | 110 / 4.3" | 110 / 4.3" | 01 |
| 2810 7713 00 | 80 / 3" | 80 / 3" | 251 / 9.9" | 130 / 5.1" | 130 / 5.1" | 01 |

> Adaptor union female (NPT thread)

2810 14

| PART NUMBER | AIRnet Ø (mm / inch) | FEMALE OUTLET Ø (mm / inch) | DIMENSIONS (mm / inch) | | | LOT SIZE |
|---------------------|-------------------------|--------------------------------|------------------------|------------|------------|----------|
| | | | L | W | H | |
| 2810 2214 00 | 25 / 1" | 25 / 1" | 106 / 4.2" | 45 / 1.8" | 45 / 1.8" | 01 |
| 2810 4414 00 | 40 / 1½" | 40 / 1½" | 163 / 6.4" | 72 / 2.8" | 72 / 2.8" | 01 |
| 2810 5514 00 | 50 / 2" | 50 / 2" | 188 / 7.4" | 89 / 3.5" | 89 / 3.5" | 01 |
| 2810 6614 00 | 63 / 2½" | 63 / 2½" | 199 / 7.8" | 110 / 4.3" | 110 / 4.3" | 01 |
| 2810 7714 00 | 80 / 3" | 80 / 3" | 251 / 9.9" | 130 / 5.1" | 130 / 5.1" | 01 |

TOOLBOX

Order your complete ToolBOX to assemble Ø20 - 50 mm (¾" - 2") pipes and quick drops.

> ToolBOX

2810 0345 00



| PART NUMBER | TYPE | DESCRIPTION |
|--------------|-------------------------|---|
| 2810 2128 00 | AIRnet spanner | Ø30 mm (¾" - 1") |
| 2810 4028 00 | AIRnet spanner | Ø40 mm (1½") |
| 2810 5028 00 | AIRnet spanner | Ø50 mm (2") |
| 2810 0049 00 | L key | Quick drop assembly |
| 2810 0029 00 | AIRnet pipe marker | For all diameters |
| 2810 0040 00 | Aluminium pipe cutter | The pipe cutter for large diameters (2810 0140 00) is supplied individually |
| 2810 0141 00 | Aluminium pipe deburrer | Only heavy duty model to cover all diameters up to Ø50 mm (2") |
| 2810 0042 00 | Hole deburrer | |
| 2810 0043 00 | Drill bit | For Ø19 mm (¾") / for quick drops reduced to Ø25 mm (1") |
| 2810 0143 00 | Drill bit | For Ø12.5 mm (½") / for quick drops reduced to Ø20 mm (¾") |
| 2810 0044 00 | Drill bit holder | - |
| 2810 0340 00 | Spare Cutter Blade | for pipe cutter |
| 2810 0148 00 | Slide Fluid | water base lubricator |

> Additional Tools

| PART NUMBER | TYPE | DESCRIPTION |
|--------------|-------------------------|----------------------|
| 2810 6028 00 | AIRnet Spanner | 63mm (2½") |
| 2810 7028 00 | AIRnet Spanner | 80mm (3") |
| 2810 8028 00 | Belt Spanner | 40-80mm (1½" - 3") |
| 2810 0440 00 | Cutter Blade | 100mm Spare Cutter |
| 2810 0641 00 | Aluminium Pipe Deburrer | 100mm Deburrer |
| 2810 0441 00 | Aluminium Pipe Deburrer | 100mm Deburrer Drill |
| 0462 1011 05 | Torque Wrench Head | 100mm Eq Socket use |
| 0462 7094 21 | Torque Wrench | 100mm Eq Socket use |

NOTES

A series of horizontal dotted lines for writing notes, spanning the width of the page below the 'NOTES' header.

fast

Thanks to a smart design and low weight materials, AIRnet can be installed 70% faster than conventional systems.

easy

AIRnet pipes and fittings are assembled in just a few steps by a single installer, without the need for heavy machinery.

reliable

The durable, corrosion-free AIRnet pipes and fittings come with a 10-year warranty. Low friction and seamless connections minimize pressure drop.



97/23/EC
ASME B31.1
EN755
Qualicoat
Test in accordance with EN 10204
TUV Certification DR97/23/EG art. 3.3

Your Dealer